

Squareled



EXPO 31x10W
CREE CW LEDs 20°

LITH
Das Lichttechnikhaus Vertriebs GmbH







EXPO 31x10W

CREE CW LEDs 20°

Exhibition LED spotlights with 20° beam angle and 5700K color temperature, which thanks to its high CRI value and the resulting natural color reproduction represents a real alternative to conventional spotlights for trade fairs, museums and exhibitions.

With its 31x10W white light LEDs, the EXPO 31x10W effortlessly reaches the light output of a 575W discharge lamp. The LED spotlight can also be conveniently controlled via two DMX channels, the dimmer is already integrated.

SquareLED EXPO 31x10W CREE CW LEDs 20° | Code 18625

 100 ~ 240 V / 50 ~ 60 Hz, 350W	 20°
 31x10W LEDs 5700K	 IP20
 490 x 270 x 270 mm	 6,6 kg



SPECIFICATIONS

- » High CRI value
- » High color fidelity, Very bright light output
- » Dimmer integrated in the device
- » LM Type LED single color
- » Color spectrum CW
- » color temperature 5700 K
- » Modulation 1800 Hz
- » Power-IN PowerCon
- » XLR in / out 3pol
- » DMX512 Channels: 1 | 2 | 5 ch

LTH - Das Lichttechnikhaus Vertriebs GmbH

Rudolf-Diesel-Str. 3
D-89312 Günzburg

Phone +49 (0)82 21-20 79 8-0
Fax +49(0)82 21-20 79 8-69

Web www.lth-gmbh.de
E-Mail info@lth-gmbh.de