


SYMP



Symp is an ultra-compact 20W LED gobo projector designed to enhance most interiors and capable of creating intense emotions through images. Thanks to its extreme versatility, high aesthetic impact and small size, Symp is the perfect solution for decorative or functional lighting of museums, sports arenas, shopping centres, hospitals but also architectural details in hospitality and retail. Available in a wall-mounted or binary, DALI ready, version and two different optical setups, SYMP makes indoor gobo projection an exciting new lighting solution.



SYMP

BODY

Material	Alluminio + ABS
Surface Finishing	Nero RAL 9005

POWER SUPPLY

Power Mode	110-240V 50/60Hz
------------	------------------

MAIN FEATURES

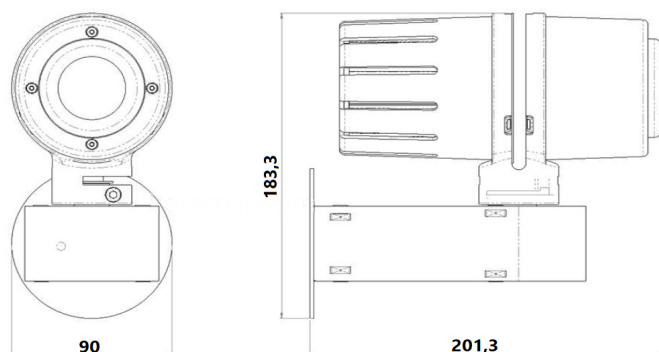
Light Source	High efficiency White COB LED	
Colour Temperature	5.000 °K	
Gobo Size	O.D. ø37,5mm - I.D. ø30mm	
Power Mode	20 W	
Optical System	56 mm	70 mm
Angular Aperture	30°	23,9°
Optical Efficiency	30,4%	24,1%
Total Lumen Output	903 lm	718 lm
Luminous Efficacy	45 lm/W	36 lm/W

CONNEXION

Available for DALI application

WEIGHT

2 kg



**SYMP
SERIES**



GOBOSERVICE

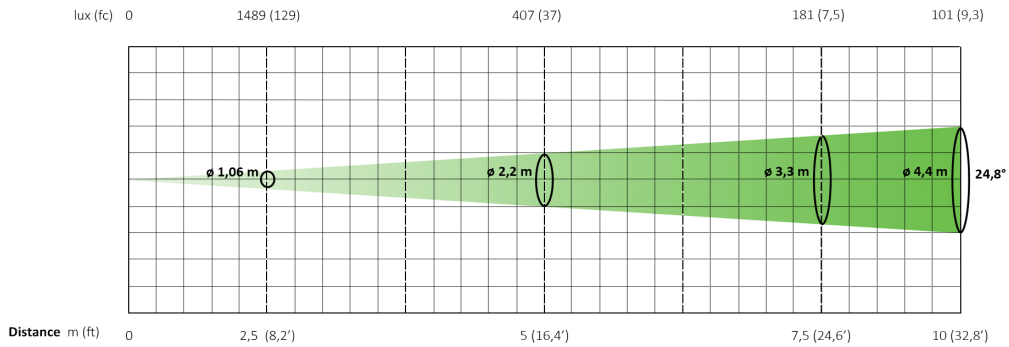
www.goboservice.com

made in italy

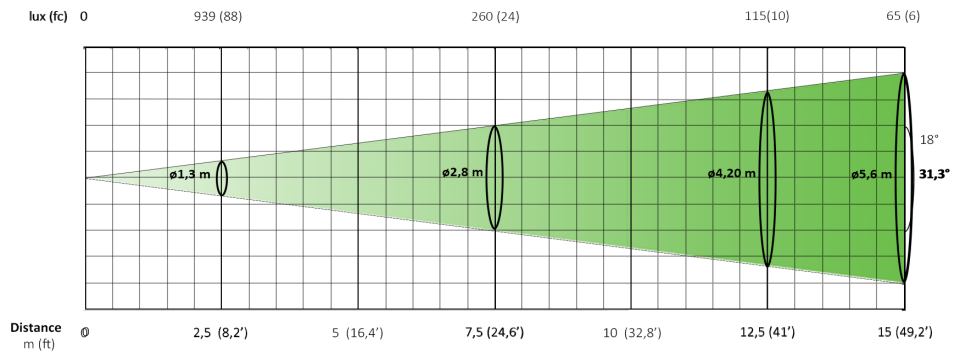
Photometric Diagrams
Diagrammi Fotometrici

SYMP 20W

Projection Lens Focal **70 mm**- Angle aperture 23,9° (I.D. ø37,3mm)
Total lumen output: **718 lm**- Luminous efficacy: **36 lm/W**- Optical Efficiency: **24,1%**



Projection Lens Focal **56 mm** - Angle aperture 30° (I.D. ø37,3mm)
Total lumen output: **903 lm**- Luminous efficacy: **45 lm/W**- Optical Efficiency: **30,4%**



Illuminance distribution SYMP 20W (Distance=2,5 m)

